

SNAPPER

**LAWN MOWERS, LAWN TRACTORS,
ZERO TURNS & BATTERY POWERED
GARDEN TOOLS**



2019

THE SERIOUS CHOICE

THE SERIOUS CHOICE

DEALER SUPPORT	02	REAR ENGINE RIDERS	16 - 17
ENGINE SERIES HIERARCHY	03	RPX REAR DISCHARGE TRACTORS	18 - 21
XD BATTERY GARDEN TOOLS	04 - 07	SPX SIDE DISCHARGE TRACTORS	22 - 25
XD BATTERY LAWN MOWERS	08 - 09	ZTX ZERO TURNS	26 - 33
NX LAWN MOWERS	10 - 15	SPECIFICATIONS & ACCESSORIES	34 - 43

SERIOUS EXPERT SUPPORT

// ...RIGHT FROM THE **BEGINNING**

Builder of the industry's first self propelled rotary mower in 1951, Snapper® has been the leader in making lawn work easier. Today, Snapper offers one of the widest selections of garden equipment. Snapper's stylish range of lawn and garden power equipment is designed for easy operation, flexibility and comfort. The range is multifunctional and offers a wide selection of cutting and collecting options. Depending on the model you can choose from side or rear discharge, bagging or mulching. Like our satisfied owners say, "it's as easy as it gets". //

Your specialist Snapper® dealer will offer you the best advice and recommend the Snapper mower or tractor that offers the ultimate performance to suit your needs.

Supporting you every step of the way.

- Expert advice
- Product instruction
- Product selection guidance
- Test drives
- Blade sharpening
- Servicing and parts
- Pick up and delivery
- Assembly and set up
- Seasonal maintenance



POWER TO ACHIEVE

You want an engine that starts easily, lasts long and always does the job. Tough. Reliable. Innovative – and easy to maintain, like the fierce lawnmower engines we built our reputation on. We offer a complete line of easy-starting engines with the power to cut tall, thick grass.



E SERIES engines set the benchmark performance for the outdoor power equipment industry. In addition to improved emissions, these engines deliver the power, performance and reliability users have come to expect from us. Excellent engines to count on, to get the job done.

The Best Value Choice



The EX SERIES of engines takes all the best attributes of the E SERIES, but delivers performance attributes for the more demanding consumer. The EX SERIES engines offer the best power in the series class and combine this with the ingenious ReadyStart® system. Maximum power with one-pull effortless starting. A powerful performance engine series.

The Performance Choice



EXi SERIES engines combine powerful performance with new levels of easy operation. Easy to use, easy to maintain, easy to start – the EXi SERIES delivers a new engine experience for the most demanding of end users.

Easy features are everywhere, including ReadyStart® and simple maintenance features like tool-less air cleaner, and no regular oil change – just an occasional top-up*. Built into advanced powerful OHV platforms the EXi SERIES engines produce a new standard of smooth and quiet performance with optimum power to weight ratios.

The New Standard

* Conditions apply. Visit www.BRIGGSandSTRATTON.com for details.



The I/C® SERIES engines represent the ultimate durability package. These engines provide all the performance benefits of the E SERIES engine family and in addition deliver the extended durability professional users are looking for. The I/C SERIES feature a Cast Iron cylinder sleeve which is designed to significantly enhance the longevity of the engine for those operators who use their equipment day-in and day-out.

The I/C SERIES engines are easy to start, powerful and designed to work hard.

The Professionals Choice



The iS SERIES engines represent the ultimate performance package in the engine line-up. They naturally incorporate the heritage attributes of power, performance and reliability, but add the most innovative and easiest starting ever seen on a lawnmower.

iS SERIES engines use Lithium-Ion batteries to provide repeated and reliable starting without the need of a rope-pull.

Effortless, Ingenious Starting



XD BATTERY GARDEN TOOLS



BRUSHLESS
MOTOR TECHNOLOGY



- * Maximum initial battery voltage (measured without workload) is 82-volts. Nominal voltage is 72.
- ** See operator's manual or dealer for complete warranty details; 2-year battery warranty valid for residential consumer use only.
- *** Chainsaw for use with 2Ah battery only.

SWITCH ON. POWER UP.



One Battery, Multiple Tools.

The Snapper® XD 82-Volt Max* Lawn and Garden System powered by Briggs & Stratton offers powerful, durable and reliable battery powered tools that deliver on performance. The product range consists of walk behind mowers, handheld tools and a utility cart. All products are compatible with a 2 Ah or 4 Ah Briggs & Stratton® Lithium-Ion Battery***. Trim, saw, clip and blow through your garden work with ease.

2 Ah or 4 Ah Li-Ion Battery



- 82V Max* Lithium-ion battery technology for consistent power.
- Four charging indicator lights display the level of charge.
- Charging time 2 Ah: 30 Minutes (100%).
- Charging time 4 Ah: 60 Minutes (100%).
- Charges with Briggs & Stratton® Rapid Charging Station.

BSB2AH82 (2 AH), BSB4AH82 (4 AH)



Rapid Battery Charging Station **EBSRC82**

- Wall/surface mountable for space saving storage.
- Charges Briggs & Stratton® 82V Max* 2 Ah and 4 Ah Lithium-ion batteries.
- Blue indicator lights display charging level diagnostics.



XD BATTERY GARDEN TOOLS



Hedge Trimmer

- 800 Watt high efficiency brushless engine.
- 26" / 66 cm high grade steel alloy blades.
- Up to 90 minutes* run time (Fully charged 2 Ah battery).
- Innovative 180° rotating handle locks in increments of 45° for easy angled operation.
- Unique blade reverse function helps remove jams effortlessly.
- Cast metal tip for bump protection.
- Comfortable, ergonomic rubber handle and touch points.

SXDHT82

Also available as a kit:
SXDHT82K (Hedge Trimmer, 2 Ah battery & charger)



Leaf Blower

- 750 Watt high efficiency brushless engine.
- 210 km/h air speed; 15,6 m³/min air volume**.
- Up to 40 minutes* run time (Fully charged 2 Ah battery).
- Infinite speed control maintains desired airflow at any speed.
- Stable, anti-tip base design.
- Metal tube bump/scrape protecting end ring.
- Comfortable, ergonomic rubber handle and touch points.

SXDBL82

Also available as a kit:
SXDBL82K (Leaf Blower, 2 Ah battery & charger)

Battery Harness

- For use with our XD battery tools.

Part #: 770294




Chainsaw

- 1200 Watt high efficiency brushless engine.
- Oregon® Chain 3/8 LP.
- 18" Oregon® Guide Bar 0,050" / 1,3 mm.
- Capable of 160+ cuts* 4" x 4" soft pine (Fully charged 2 Ah battery***).
- Auto-oil system for chain lubrication (200 ml capacity).
- Onboard tension adjustment tool.
- Rugged metal handle with comfortable, ergonomic rubber grip and touch points.
- Base-mounted metal gripping teeth for maximum cutting leverage.

SXDCS82

Also available as a kit: SXDCS82K (Chainsaw, 2 Ah battery & charger)



String Trimmer / Multi-tool

- 800 Watt high efficiency brushless engine.
- 16"/41 cm cutting diameter.
- Up to 25 minutes* run time (Fully charged 2 Ah battery).
- Dual line bump feed head.
- Durable 1-inch aluminum shaft with cast metal connector.
- Push button multi-speed controls with indicator light.
- Comfortable, ergonomic rubber handle and touch points.

SXDST82

Also available as a kit:
SXDST82K (String Trimmer/Multi-tool, 2 Ah battery & charger)

* Run time and output capacity may be affected by conditions and usage.
** Taken at handle output.
*** Chainsaw for use with 2Ah battery only.

String Trimmer/Multi-tool Attachments

Cultivator

- Aluminum shaft 1" – square spline
- Working width 10" / 25 cm - or smaller when you take the two outer tines off.
- 12 teeth ø20 cm Tine.
- Cast aluminum housing.
- Shipping weight 6,3 kg.

Part #: 1696891



Hedge Trimmer

- Aluminum shaft 1" – square spline.
- Cutting length 17" / 43 cm.
- Shipping weight 3,2 kg.

Part #: 1696895



Pole Saw

- Aluminum shaft 1" – square spline.
- Equipped with Oregon® guide bar and chain, length 10" / 25 cm.
- Automatic oiler.
- Oil tank.

Part #: 1696893



Extension Pole
Part #: 1696901

Brush Cutter

- Aluminum shaft 1" – square spline.
- Cutting width 10" / 25,5 cm.
- 3 teeth steel blade.
- Plastic Guard.
- Cast aluminum housing.

Part #: 1696899



Utility Cart

A self propelled cart that helps you moving heavy supplies and materials and includes a lift assistance that allows unloading with ease. Equipped with unique foldable drawbar which gives you the possibility to use this utility cart behind your tractor.

- High loading capacity of 100 kg / 106 L*.
- Easy-to-control variable speed.
- Two forward speeds and reverse.
- Lift assistance for easy unloading.
- 300 watt brushless engine.
- Unique foldable hitchpoint, to be used as a cart behind your tractor.

ESXDU82



* 100 kg. capacity, do not overload; do not carry passengers. See operator's manual for details.

XD BATTERY LAWN MOWERS



SMART AND EFFICIENT

Load Sensing Technology detects grass cutting conditions and automatically delivers the power needed for the cutting environment. This results in an optimised runtime.



ALL ABOUT ERGONOMICS

Overmoulded rubber handle provides an ergonomic grip and comfort for the operator. It also includes easy-to-reach touch points, including push button start.



BRUSHLESS MOTOR TECHNOLOGY

A long life, 1000 or 1200-watt high-efficiency brushless motor provides the power and reliability you need to mow your lawn for years to come.

ADVANCED PERFORMANCE



Model Name	ESXD19PWM82K	ESXD19SPWM82K	ESXD21SPWM82K
Power			
Max Voltage*	82V	82V	82V
Battery	Lithium-Ion 2Ah, 4Ah or 5Ah	Lithium-Ion 2Ah, 4Ah or 5Ah	Lithium-Ion 2Ah, 4Ah or 5Ah
Quantity of batteries	2 x 2Ah Included	2 x 2Ah Included	2 x 2Ah Included
Rapid Charger	Included	Included	Included
Charge Time at 100% (min)	2Ah - 30 min & 4Ah - 60 min	2Ah - 30 min & 4Ah - 60 min	2Ah - 30 min & 4Ah - 60 min
Run Time (min)**	2 Ah: up until 40 min	2 Ah: up until 35 min	2 Ah: up until 30 min
Motor	Brushless, 1000 Watts	Brushless, 1000 Watts	Brushless, 1200 Watts
Deck			
Cutting Width (cm)	46 cm	46 cm	51 cm
Deck Material	Steel	Steel	Steel
Deck Type	3-in-1	3-in-1	3-in-1
Height Adjustment	1 point, 7 positions (25 - 80 mm)	1 point, 7 positions (25 - 80 mm)	1 point, 7 positions (25 - 80 mm)
Blade Type	Steel	Steel	Steel
Transmission			
Transmission Style	Push	Self Propelled	Self Propelled
Drive Type	-	Variable Speed	Variable Speed
Forward Speeds	-	3 - 6 km/h.	3 - 6 km/h.
Other Features			
Wheel Size (Front / Rear)	8" / 10"	8" / 10"	8" / 10"
Handle Type	Quick release & Lock-in holes	Quick release & Lock-in holes	Quick release & Lock-in holes
Storage Possibility	Mow N' Stow	Mow N' Stow	Mow N' Stow
Collection Bag / Capacity	Soft textile bag, 55L	Soft textile bag, 55L	Soft textile bag, 60L
Product Warranty***	5 year	5 year	5 year
Battery Warranty***	2 year	2 year	2 year



EASY STORAGE

Compact vertical storage capability allows you to store your mower in tight spaces in your garage or shed.



* Maximum initial battery voltage (measured without a workload) is 82-volts. Nominal voltage is 72.

** See operator's manual or dealer for complete warranty details; 2-year battery warranty valid for residential consumer only.

*** Applies to residential use only. See operator's manual for complete warranty details.

NX LAWN MOWERS



Whether your lawn is large or small, there's a Snapper NX lawn mower for you. You can choose between push and self propelled mowers and three cutting widths. Durable steel decks, high rear wheels on selected mowers and a single lever operated height of cut adjustment.

Choose from 3-in-1 or 4-in-1 clipping convertibility, plus each model is either equipped with a mulching function as standard or offers it as an optional extra, which means the lawn can benefit from a nutrient boost every time its mown.

The Snapper® NX range is powered by Briggs & Stratton® engines which offer a number of benefits including reduced emissions and technology for quick and easy starting.

NX-SERIES

NX-30

- Briggs & Stratton 450E Series™ OHV
- Recoil start
- Push
- Bagging and rear discharge, mulching optional
- Cutting width: 16" / 42 cm
- Bag capacity: 60 litres



NX-40

- Briggs & Stratton 500E Series™ OHV
- Recoil Start
- Self propelled - single speed
- Bagging and rear discharge, mulching optional
- Cutting width: 16" / 42 cm
- Bag capacity: 60 litres



MOWING EXCELLENCE



NX-50

- Briggs & Stratton 500E Series™ OHV
- Recoil start
- Push
- Bagging and rear discharge, mulching optional
- Cutting width: 18" / 46 cm
- Bag capacity: 60 litres



NX-60

- Briggs & Stratton 575EX Series™ OHV
- Recoil start, ReadyStart®
- Self propelled - single speed
- Bagging and rear discharge, mulching optional
- Cutting width: 18" / 46 cm
- Bag capacity: 60 litres



READYSTART

NX-80

- Briggs & Stratton 750EX Series™ DOV®
- Recoil start, ReadyStart®
- Self propelled - variable speed
- Bagging, mulching, side and rear discharge
- Cutting width: 18" / 46 cm
- Bag capacity: 60 litres



DOV.
READYSTART

NX-90V

- Briggs & Stratton 875EXi Series™
- Recoil start, ReadyStart®
- Self propelled - variable speed
- Hi-Speed transmission
- Forward speed: 2,8 - 5,5 km/h
- Bagging, mulching, side and rear discharge
- Cutting width: 21" / 53 cm
- Bag capacity: 70 litres

**NEW
EXI
ENGINE**

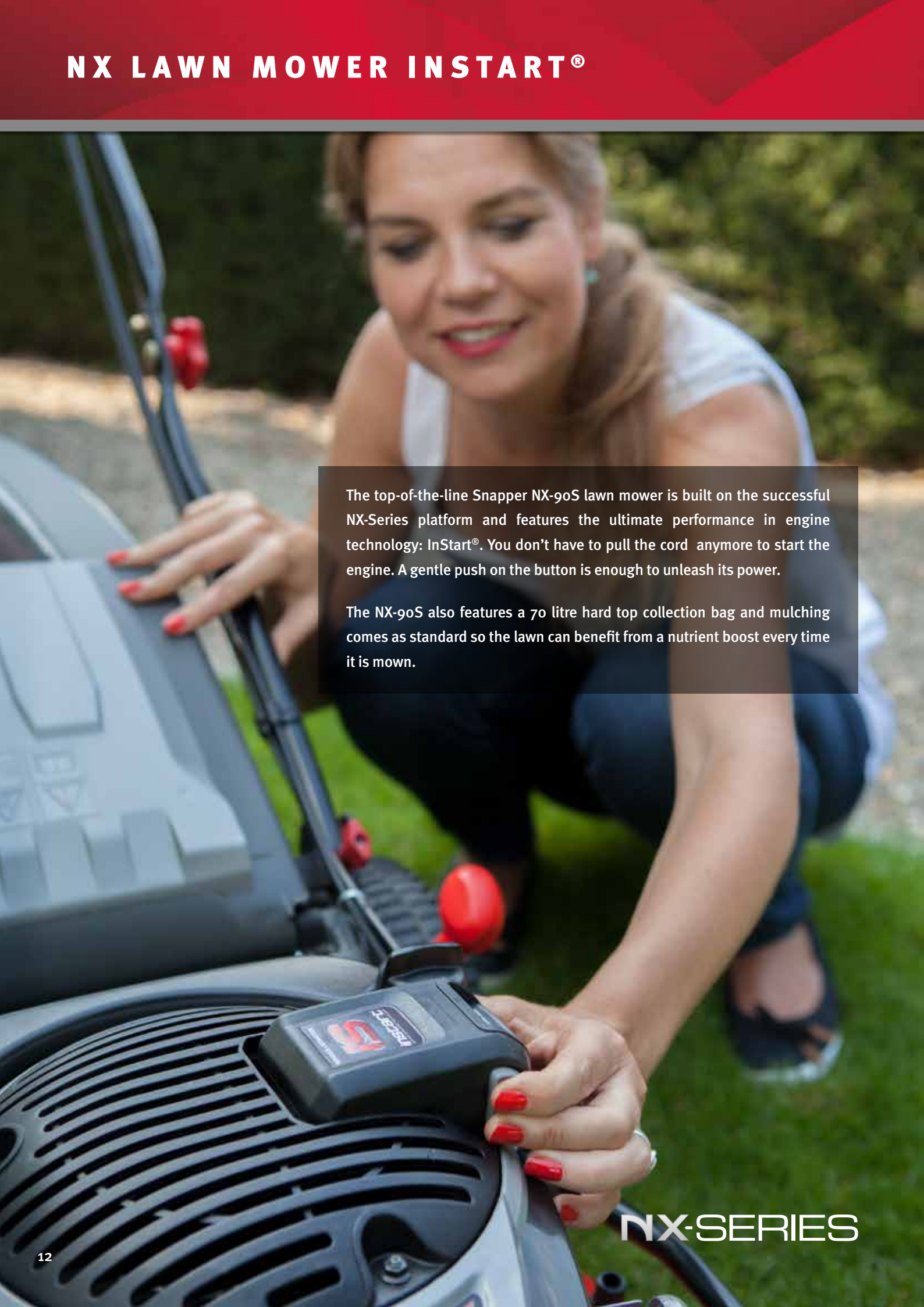


HI-SPEED TRANSMISSION



READYSTART

NX LAWN MOWER INSTART®



The top-of-the-line Snapper NX-90S lawn mower is built on the successful NX-Series platform and features the ultimate performance in engine technology: InStart®. You don't have to pull the cord anymore to start the engine. A gentle push on the button is enough to unleash its power.

The NX-90S also features a 70 litre hard top collection bag and mulching comes as standard so the lawn can benefit from a nutrient boost every time it is mown.

NX-SERIES

ONE TOUCH STARTING

instart^{IS}
INSTANT STARTING TECHNOLOGY

Push button start
No choking, no priming, no pulling!

Ergonomic handlebar
The ergonomically shaped handlebar together with foam padding ensures maximum comfort.

Variable speed
You set the pace.

Height-adjustable handlebar
Adjustable in three positions and is fully foldable for easy storage.

Large 28 cm rear wheels
Better traction and manoeuvrability.

4-in-1 functionality
The 4-in-1 cutting system means you can choose from collection, mulching, rear or side discharge.

Ball bearings
Durable ball bearings ensure a smooth ride for a long time.

InStart[®] Lithium-Ion battery
More than 50 starts from a fully charged battery (more than 10 from a quick charge).

Just 'clip' in battery, touch and mow!

...charge it!

...clip it!

...push it!

...mow!

NX-90S

- Briggs & Stratton 775IS Series™ DOV®
- InStart® push button start
- Self propelled - variable speed
- Bagging, mulching, side and rear discharge
- High rear wheels
- Cutting width: 21" / 53 cm
- Bag capacity: 70 litres

Quick charger included



DOV.

NX LAWN MOWERS: NINJA® & ALUMINIUM DECK



A perfect choice for mulching fans, the NINJA® lawn mower's powerful blade with 6 cutting surfaces finely mulches grass clippings while the deck blows them back into your lawn. This Snapper® 21"/53 cm lawn mower features a rear wheel drive system with high 25cm steel rim rear wheels for superior traction on hills and thick grass. The updated 875EXi Series™ engine is easy to use, easy to maintain and easy to start. This engine needs no regular oil change, just an occasional top-up.

NX-SERIES

NX-100 NINJA®

- Briggs & Stratton 875EXi Series™
- Recoil start, ReadyStart®
- Self propelled - variable speed
- Forward speed: 1,9 - 6,4 km/h
- Mulching and side discharge
- Cutting width: 21" / 53 cm
- Ninja® mulching blades
- Steel rim wheels



READYSTART®



THE NINJA® DECK

Six unique cutting surfaces on the NINJA® blade produce extremely fine mulch. The high-performance deck blows mulch back into the lawn adding nutrition to your lawn as you mow.



EASY MULCHING AND DURABLE

ALUMINIUM DECK LAWN MOWERS

For effortless mowing and extra durability these 3-in-1 self propelled mowers have aluminium decks and protective front bumpers allowing them to sustain an impact without damaging the deck.

The rear deck can quickly be converted into mulching mode and each mower will either mulch cuttings, collect them in the collection bag or discharge them. The handles fold up neatly for easy storage.

Choose from a 48 cm or 53 cm cutting widths depending on the size of the lawn and single and variable speed options to suit your preferred mowing style.



Engine throttle

Speed control
Change the pace easily between 2,8 and 4,5 km/h.

Single point height adjustment
Choose one out of 7 cutting heights (between 2,5 - 7,6 cm).

Powered by Briggs & Stratton
The 850E Series™ I/C® engine delivers plenty of power while ReadyStart® makes starting easy.

Anti-vibration system
The anti-vibration system dampens vibrations for more comfort while mowing.

Scuff guards
Offers protection to the deck.

Model Illustrated NX-300

NX-200

- Briggs & Stratton 850E Series™ I/C® OHV
- Recoil start, ReadyStart®
- Self propelled - single speed (3,6 km/h)
- Bagging, mulching (mulchplug included) and rear discharge
- Cutting width: 19" / 48 cm
- Bag capacity: 65 litres
- Front and rear ball bearings
- Rear wheel drive
- Cast aluminium deck

NX-300

- Briggs & Stratton 850E Series™ I/C® OHV
- Recoil start, ReadyStart®
- Self propelled - variable speed (2,8 - 4,5 km/h)
- Bagging, mulching (mulchplug included) and rear discharge
- Cutting width: 21" / 53 cm
- Bag capacity: 70 litres
- Front and rear ball bearings
- Rear wheel drive
- Cast aluminium deck

REAR ENGINE RIDERS


The world famous Snapper “Classic” rider is back by popular demand. With it’s low center of gravity and pivoting frame the Classic Rider adapts easily to your lawn contours.

Whether you want to side discharge your clippings or mulch, the Hi Vac® mower deck together with the included Ninja® mulching blade guarantees a perfect finish every time you mow your lawn.

Choosing the Classic Rider is choosing the legendary quality Snapper has been known for for over 60 years.



KING OF THE RIDERS



HI VAC® MOWING DECK
Hi Vac® mowing deck.



CONTROL YOUR SPEED
Variable speed disc drive transmission.



MULCHING GRASS CLIPPINGS
Ninja® mulching blade included.

RER100

- Briggs & Stratton Intek™ 3130 with AVS®
- Cutting with: 28" / 71 cm Hi Vac®
- Variable speed disc drive transmission
- Fuel capacity: 4,7 litre
- Forward speed: 1,4 - 6,2 km/h
- Reverse speed: 0 - 2,6 km/h
- Tyres front/rear: 11" x 4" / 16" x 6,5"
- Warranty: 3-year limited

RER200

- Briggs & Stratton Intek™ 4175 with AVS®
- Cutting with: 33" / 84 cm Hi Vac®
- Variable speed disc drive transmission
- Fuel capacity: 4,7 litre
- Forward speed: 1,4 - 6,2 km/h
- Reverse speed: 0 - 2,6 km/h
- Tyres front/rear: 11" x 4" / 16" x 6,5"
- Warranty: 3-year limited



For all accessories see page 40.

RPX REAR DISCHARGE TRACTORS

The 2019 RPX tractor line up has been launched with a number of upgrades including styling, hydrostatic transmission and high performance Briggs & Stratton® engines.

The new styling includes a new hood, LED headlights, a reshaped front grille and a steel front bumper adding extra durability. A comfortable, mid-back seat offers great operator comfort.

The Tuff-Torq® hydrostatic transmission delivers a smooth ride for improved user experience. Powered by legendary Briggs & Stratton® engines, each tractor has a well equipped dashboard including hour and fuel meters, cruise control and a maintenance reminder.

These hardworking machines are easy to use and will leave lawns looking great.



RPX210

ENGINEERED TO PERFECTION

**NEW
STYLING**



DURABLE TRANSMISSION

The Tuff-Torq® transmission offers a hydrostatic drive and allows you to operate the tractor at higher speeds.



DURABLE TRANSMISSION

The Tuff-Torq® transmission offers a hydrostatic drive and allows you to operate the tractor at higher speeds.



STEEL FRONT BUMPER

The steel front bumper adds extra durability to the front-end of the tractor.

RPX210

- Briggs & Stratton Intek™ Series 7220 V-Twin
- 38" / 96 cm stamped steel mower deck
- Fuel capacity: 11 litres
- Forward speed: 0 - 7,7 km/h
- Reverse speed: 0 - 4,5 km/h
- Tyres front/rear: 15" x 6" / 22" x 10"
- Warranty: 3-year limited

RPX310

- Briggs & Stratton Professional Series™ 8270 V-Twin
- 42" / 107 cm stamped steel mower deck
- Fuel capacity: 11 litres
- Forward speed: 0 - 7,7 km/h
- Reverse speed: 0 - 4,5 km/h
- Tyres front/rear: 15" x 6" / 22" x 9,5"
- Warranty: 3-year limited



RPX REAR DISCHARGE TRACTORS



A new addition to the RPX range is the Snapper® RPX360 that delivers top of the range performance. The RPX360 is powerful, easy to control, intelligent and comfortable to use. It has been equipped with an exclusive Suspension System™ to ensure the best possible mowing experience.

CONTINUOUS INNOVATION

**NEW
STYLING**

User-friendly dashboard
With hour meter, clock,
maintenance reminder and
cruise control.

Comfortable mid-back seat with armrests
The seat is adjustable in 8 positions.

11 litre fuel tank

LED headlights
The RXT360 features a set of
premium class LED headlights.

Large collecting bag
The 350 litre bag features
an ergonomic lever to
empty the bag without
leaving your seat.

Steel, front bumper
For extra durability.

Rear suspension

Large 22" rear tyres

Front suspension

Tuff Torq® K46 transmission

Frame hung mower deck with wash port
And four support wheels to protect the
mower deck on uneven terrain.



SUSPENSION SYSTEM™

The RPX360 lawn tractor is designed with a patented suspension system to deliver the smoothest driving experience.

This system consists of front and rear springs for all round comfort and improves operator comfort by up to 25% depending on grass conditions.

RPX360

- Briggs & Stratton Professional Series™ 8270 V-Twin
- 42" / 107 cm stamped steel mower deck
- Front and Rear Suspension
- Fuel capacity: 11 litres
- Forward speed: 0 - 7,7 km/h
- Reverse speed: 0 - 4,5 km/h
- Tyres front/rear: 15" x 6" / 22" x 9,5"
- Warranty: 3-year limited



The Professional Series™ 8270 V-Twin engine features full pressure lubrication, cartridge style air cleaner and a spin-on oil filter.

For all accessories see page 40.

SPX SIDE DISCHARGE TRACTORS

The three new Snapper® SPX™ models get a series of updates as well.

New hood styling, contoured seats and a uniquely styled steel front bumper on selected models will ensure these side discharge tractors stand out in the crowd. The hood badges and the LED headlights complete the high impact look of this tractor.

Featuring powerful Briggs & Stratton engines and steel mower decks, the SPX™ Series provides superior cutting and handling in a variety of mowing conditions.



SPX210

BUILT TO LAST

**NEW
STYLING**

LED headlights

These powerful LED headlights light the path.

Cruise control

Located conveniently on the dash board.

Comfortable mid-back seat

The seat is adjustable in 9 positions.

Large 15 litre fuel tank

Cast-iron front axle

The cast-iron pivoting front axle smoothly tracks over rough terrain for an even cut.

Tuff Torq® K46 transmission

Rigid steel mowing decks with wash port

And four support wheels to protect the mower deck on uneven terrain.

Model Illustrated SPX110



OUTSTANDING DURABILITY

Durable pivoting cast-iron front axle and front wheel ball bearings.



ERGONOMIC DASHBOARD

With cruise control and RMO (Reverse Mow Option) switch.



STEEL FRONT BUMPER

The steel front bumper adds extra durability to the front-end of the tractor. Optional on SPX110.

SPX110

- Briggs & Stratton Intek™ Series 7200 V-Twin
- 42" / 107 cm stamped steel mower deck
- Fuel capacity: 15 litres
- Forward speed: 0 - 7,7 km/h
- Reverse speed: 0 - 5,2 km/h
- Tyres front/rear: 15" x 6" / 20" x 8"
- Warranty: 3-year limited

SPX210

- Briggs & Stratton Intek™ Series 7220 V-Twin
- 46" / 117 cm stamped steel mower deck
- Fuel capacity: 15 litres
- Forward speed: 0 - 6,9 km/h
- Reverse speed: 0 - 4,4 km/h
- Tyres front/rear: 15" x 6" / 22 x 10"
- Warranty: 3-year limited



SPX SIDE DISCHARGE TRACTORS

Should you require even more rugged performance the SPX310 offers a 122 cm fabricated steel deck. This high performance lawn tractor features a premium two cylinder Briggs & Stratton Professional Series™ engine to handle the toughest of jobs.

The SPX310 delivers next level mowing experience for demanding gardeners with larger lawns.



HANDLE TOUGH JOBS

**NEW
STYLING**

FABRICATED DECK
**LIMITED LIFETIME
WARRANTY**

See operator's manual or dealer for complete warranty details.

Cruise control
Located conveniently on the dash board.

Comfortable mid-back seat
The contoured seat is adjustable in 9 positions.

Large 15 litre fuel tank
With convenient fuel sight gauge in seat deck.

LED headlights
These powerful LED headlights light the path.

Large tyres
The large 22" tyres provide superior traction in order to protect your turf.



Cast-iron front axle
The cast-iron pivoting front axle smoothly tracks over rough terrain for an even cut. The front wheels have ball bearings.

Durable steel mowing deck
48" / 122 cm fabricated steel mowing deck with four gauge wheels.



FABRICATED STEEL MOWER DECK
Fabricated welded steel mower deck featuring limited lifetime warranty.



NEWLY DESIGNED DASHBOARD
The dashboard includes an hour meter, clock and maintenance monitor, cruise control and RMO switch.



FRONT BUMPER PROTECTION
The steel front bumper adds extra durability to the front-end of the tractor.

SPX310

- Briggs & Stratton Professional Series™ 8230 V-Twin
- 48" / 122 cm fabricated steel mower deck
- Fuel capacity: 15 litres
- Forward speed: 0 - 8,2 km/h
- Reverse speed: 0 - 5,4 km/h
- Tyres front/rear: 15" x 6" / 22" x 9,5"
- Warranty: 3-year limited



The premium Professional Series™ 8230 V-Twin engine features full pressure lubrication and a spin-on oil filter.

For all accessories see page 41.

ZTX ZERO TURNS

A fully-welded steel frame, thick-walled front axle, durable steel mower deck and easy access maintenance points ensure durability and a quality cut for years to come. Plus, an integrated parking brake adds even more convenience and ease-of-use.



ZTX150

WORK LESS, PLAY MORE



FOOT OPERATED HEIGHT OF CUT

Easily adjust between different cutting heights.



ENGINE PROTECTION

This wrap-around steel engine enclosure helps protect critical components.



INTUITIVE CONTROLS

Easy-to-use lawn mower controls, including an hourmeter, are all within reach.

ZTX110

- Briggs & Stratton Intek™ Series 7200 V-Twin
- Hydro-Gear® EZT® transmissions
- 42" / 107 cm stamped steel mower deck
- Forward speed: 0 - 9,0 km/h
- Reverse speed: 0 - 4,0 km/h
- Tyres front/rear: 11 x 4" / 18 x 8,5"
- **Cargo bed optional***
- Warranty: 3-year limited

ZTX150

- Briggs & Stratton Intek™ Series 7220 V-Twin
- Hydro-Gear® EZT® transmissions
- 46" / 117 cm stamped steel mower deck
- Forward speed: 0 - 9,0 km/h
- Reverse speed: 0 - 4,0 km/h
- Tyres front/rear: 11 x 4" / 18 x 8,5"
- **Cargo bed optional***
- Warranty: 3-year limited



For all accessories see page 39.

* 22,7 kg. capacity, do not overload; do not carry passengers. See operator's manual for details.

ZTX ZERO TURNS



CONQUER THE TURNS

FABRICATED DECK
LIMITED LIFETIME WARRANTY

See operator's manual or dealer for complete warranty details.

Comfortable seat
Adjustable seat with arm rests for optimal ergonomics.

Control panel
Ergonomically placed control panel for easy access. With integrated parking brake.

Foot-assisted mower deck lift
No more heavy manual lifting of the mower deck.

Integrated rear cargo bed*
Provides on-the-go versatility and convenience for working in the garden.

Commercial-style welded steel frame
The ZTX series can withstand even the roughest terrains.

Fabricated steel mower deck
Featuring limited lifetime warranty.

Hydro-Gear® transmissions
Two independent Hydro-Gear® EZT® transmissions.



CARGO BED

The rear cargo bed* makes this zero turn more versatile than ever before.



MOWER DECK

Fabricated steel mower deck featuring limited lifetime warranty.



EASY ENGINE ACCESS

Flip up the cargo bed easily for full access to the engine compartment.

ZTX200

- Briggs & Stratton Professional Series™ 8240 V-Twin
- Hydro-Gear® EZT® transmissions
- 42" / 107 cm fabricated steel mower deck
- Forward speed: 0 - 11,0 km/h
- Reverse speed: 0 - 4,0 km/h
- Tyres front/rear: 11 x 4" / 20 x 8"
- **Cargo bed optional***
- Warranty: 3-year limited

ZTX250

- Briggs & Stratton Professional Series™ 8270 V-Twin
- Hydro-Gear® EZT® transmissions
- 48" / 122 cm fabricated steel mower deck
- Forward speed: 0 - 11,0 km/h
- Reverse speed: 0 - 4,0 km/h
- Tyres front/rear: 11 x 4" / 20 x 8"
- **Cargo bed included***
- Warranty: 3-year limited



For all accessories see page 39.

* 22,7 kg. capacity, do not overload; do not carry passengers. See operator's manual for details.

ZTX ZERO TURNS

INCREASED PRODUCT VERSATILITY, FLEXIBILITY AND QUALITY OF CUT

The CentreCut™ mower deck offers options to change the mower deck configuration depending on grass circumstances. This heavy duty fabricated steel mower deck is standard equipped with Eliminator® mulching blades*, providing superior cutting performance and more versatility.

In all cutting modes, the rear discharge deck provides trimming edges on both sides of the deck preventing clippings being blown into flowerbeds or pavement.

CENTRE CUT™
Convertible Rear Discharge Deck

Easy to convert from rear discharge to mulching!



See operator's manual or dealer for complete warranty details.

FOR LONG GRASS / FIRST CUT

Use the rear discharge mower deck configuration.

INCLUDED



FOR NORMAL GRASS CONDITIONS / ONGOING CUTS

Use the rear discharge mower deck configuration with the half-height mulching baffle.

INCLUDED



FOR SUPERIOR MULCHING PERFORMANCE

Use the rear discharge mower deck configuration with full-height mulching baffle.

OPTIONAL

The full-height mulching baffle can be ordered separately.



AN IMPRESSIVE CUT



ZTX275

- Briggs & Stratton Professional Series™ 8270 V-Twin
- Hydro-Gear® EZT® transmissions
- 48" / 122 cm fabricated steel mower deck
- Forward speed: 0 - 11,0 km/h
- Reverse speed: 0 - 4,0 km/h
- Tyres front/rear: 11 x 4" / 20 x 8"
- **Cargo bed included***
- Warranty: 3-year limited



For all accessories see page 39.



* 22,7 kg. capacity, do not overload; do not carry passengers. See operator's manual for details.

ZTX ZERO TURNS



PREMIUM PERFORMANCE

FABRICATED DECK
LIMITED LIFETIME WARRANTY

See operator's manual or dealer for complete warranty details.

Control panel
Ergonomically placed control panel for easy access. With integrated parking brake.

Foot-assisted mower deck lift
No more heavy manual lifting of the mower deck.

Commercial-style welded steel frame
The ZTX series can withstand even the roughest terrains.

Comfortable seat
Adjustable seat with arm rests for optimal ergonomics.

Large 11 litre fuel tank
With fuel gauge to indicate the amount of fuel left in the tank.

Integrated rear cargo bed* Provides on-the-go versatility and convenience for working in the garden.

Hydro-Gear® transmissions
Two independent Hydro-Gear® ZT-2800® transmissions.

Fabricated steel mower deck
Featuring limited lifetime warranty.



FOOT-ASSISTED MOWER DECK LIFT

No more heavy manual lifting of the mower deck.



INTUITIVE CONTROLS

Easy-to-use lawn mower controls, including an hourmeter, are all within reach.



MOWER DECK

Fabricated steel mower deck featuring limited lifetime warranty.

ZTX350

- Briggs & Stratton Professional Series™ 8270 V-Twin
- Hydro-Gear® ZT-2800® transmissions
- 52" / 132 cm fabricated steel mower deck
- Forward speed: 0 - 12,0 km/h
- Reverse speed: 0 - 4,0 km/h
- Tyres front/rear: 11 x 4" / 20 x 10"
- **Cargo bed included***
- Warranty: 3-year limited



LARGE REAR TYRES

The large 20" rear tyres provide superior traction in order to protect your turf.

For all accessories see page 39.

* 22,7 kg. capacity, do not overload; do not carry passengers. See operator's manual for details.

SPECIFICATIONS

WALK BEHIND LAWN MOWERS

Model Name	NX-30 NX	NX-40 NX	NX-50 NX	NX-60 NX	NX-80 NX
Power					
Engine Make	Briggs & Stratton	Briggs & Stratton	Briggs & Stratton	Briggs & Stratton	Briggs & Stratton
Engine Model	450E Series™	500E Series™	500E Series™	575EX Series™	750EX Series™
Engine Features	OHV	OHV	OHV	OHV	DOV®
Displacement	125cc	140cc	140cc	140cc	161cc
Starting System	Recoil	Recoil	Recoil	Recoil, ReadyStart®	Recoil, ReadyStart®
Fuel Capacity	0,8 litres	0,8 litres	0,8 litres	0,8 litres	1 litre
Deck					
Size (Cutting Width)	16" / 42 cm	16" / 42 cm	18" / 46 cm	18" / 46 cm	18" / 46 cm
Deck Material	Steel	Steel	Steel	Steel	Steel
Height-of-Cut	1 point / 28 - 92 mm	1 point / 28 - 92 mm	1 point / 28 - 92 mm	1 point / 28 - 92 mm	1 point / 28 - 92 mm
Blade Type	High Lift	High Lift	High Lift	High Lift	High Lift
Wheels					
Size (Front / Rear)	18 cm / 18 cm	18 cm / 20 cm	18 cm / 18 cm	18 cm / 28 cm	18 cm / 28 cm
Bearing Type Front/Rear	Metal Bushing	Metal Bushing	Metal Bushing	Ball Bearing	Ball Bearing
Transmission					
Transmission Style	Push	Self Propelled	Push	Self Propelled	Self Propelled
Drive Type	-	Single Speed	-	Single Speed	Variable Speed
Forward Speeds	-	3,6 km/h	-	3,6 km/h	2,8 - 4,5 km/h
Other Features					
Handle Type	Ergo, full fold	Ergo, full fold	Ergo, full fold	Ergo, full fold, foam	Ergo, full fold, foam
Bag Type	Soft textile	Soft textile	Soft textile	Soft textile with hard top	Soft textile with hard top
Bag Full Indicator	-	-	-	Yes	Yes
Bag Capacity	60 litres	60 litres	60 litres	60 litres	60 litres
Rear Discharge	Yes	Yes	Yes	Yes	Yes
Side Discharge	-	-	-	-	Yes
Mulching option	Optional	Optional	Optional	Optional	Included
Wash Port	-	-	-	Yes	Yes
Weight	25 kg	28 kg	26 kg	33 kg	37 kg
Product Warranty*	2-Year Limited	2-Year Limited	2-Year Limited	2-Year Limited	2-Year Limited

* Applies to residential use only. See operator's manual for complete warranty details.

SNAPPER® DURABILITY

NX-90V NX	NX-90S NX InStart®	NX-100 NINJA® MULCHING	NX-200 ALUMINIUM DECK	NX-300 ALUMINIUM DECK	Model Name
Briggs & Stratton 875EXi Series™ OHV 190cc Recoil, ReadyStart® 1 litre	Briggs & Stratton 775IS Series™ DOV® 161cc InStart®, ReadyStart® 1 litre	Briggs & Stratton 875EXi Series™ OHV 190cc Recoil, ReadyStart® 1 litre	Briggs & Stratton 850E Series™ I/C® OHV 190cc Recoil, ReadyStart® 1 litre	Briggs & Stratton 850E Series™ I/C® OHV 190cc Recoil, ReadyStart® 1 litre	Power Engine Make Engine Model Engine Features Displacement Starting System Fuel Capacity
21" / 53 cm Steel 1 point / 28 - 92 mm High Lift	21" / 53 cm Steel 1 point / 28 - 92 mm High Lift	21" / 53 cm Steel 4 point / 32 - 102 mm Ninja® mulching	19" / 48 cm Aluminium 1 point / 20 - 75 mm Multi Purpose	21" / 53 cm Aluminium 1 point / 25 - 76 mm Multi Purpose	Deck Size (Cutting Width) Deck Material Height-of-Cut Blade Type
20 cm / 28 cm Ball Bearing	20 cm / 28 cm Ball Bearing	20 cm / 25 cm Ball Bearing	20 cm / 20 cm Ball Bearing	20 cm / 23 cm Ball Bearing	Wheels Size (Front / Rear) Bearing Type Front/Rear
Self Propelled Variable Speed 2,8 - 5,5 km/h Hi-Speed	Self Propelled Variable Speed 2,8 - 4,5 km/h	Self Propelled Variable Speed 1,9 - 6,4 km/h	Self Propelled Single Speed 3,6 km/h	Self Propelled Variable Speed 2,8 - 4,5 km/h	Transmission Transmission Style Drive Type Forward Speeds
Ergo, full fold, foam Soft textile with hard top Yes 70 litres Yes Yes Included Yes 38 kg 2-Year Limited	Ergo, full fold, foam Soft textile with hard top Yes 70 litres Yes Yes Included Yes 38 kg 2-Year Limited	Ergo with foam grip Optional - - - Yes Standard - 43 kg 2-Year Limited	Ergo, full fold Soft textile Yes 65 litres Yes - Included - 42 kg 2-Year Limited	Ergo, full fold Soft textile Yes 70 litres Yes - Included - 51 kg 2-Year Limited	Other Features Handle Type Bag Type Bag Full Indicator Bag Capacity Rear Discharge Side Discharge Mulching option Wash Port Weight Product Warranty*

SPECIFICATIONS

REAR ENGINE RIDERS, REAR AND SIDE DISCHARGE TRACTORS

Model Name	RER100 Mulching/Side Discharge	RER200 Mulching/Side Discharge	RPX210 Rear Discharge	RPX310 Rear Discharge
Power				
Engine Make	Briggs & Stratton	Briggs & Stratton	Briggs & Stratton	Briggs & Stratton
Engine Model	Intek™ Series 3130 OHV, AVS®	Intek™ Series 4175 OHV, AVS®	Intek™ Series 7220 V-Twin OHV	Professional Series™ 8270 V-Twin OHV
Cylinders	1	1	2	2
Starting System	Electric Start	Electric Start	Electric Start	Electric Start
Fuel Capacity	6,6 litres	6,6 litres	11 litres	11 litres
Transmission				
Drive Type	Disc Drive	Disc Drive	Tuff Torq® K46	Tuff Torq® K46
Forward Speed	0 - 6,2 km/h	0 - 6,2 km/h	0 - 7,7 km/h	0 - 7,7 km/h
Reverse Speed	0 - 2,6 km/h	0 - 2,6 km/h	0 - 4,5 km/h	0 - 4,5 km/h
Configuration	Rear Wheel Drive	Rear Wheel Drive	Rear Wheel Drive	Rear Wheel Drive
Chassis				
Front Axle	Steel	Steel	Cast Iron	Cast Iron
Tyres Front/Rear	11" x 4" / 16" x 6,5"	11" x 4" / 16" x 6,5"	15" x 6" / 22" x 10"	15" x 6" / 22" x 9,5"
Turning Radius	71 cm	71 cm	36 cm	36 cm
Mower Deck Lift	Mechanical, foot operated	Mechanical, foot operated	Mechanical	Mechanical
Blade Engagement	Manual with lever	Manual with lever	Electric	Electric
Suspension	-	-	-	-
Dimensions				
Assembled (LxW*xH)	163 x 87 x 90 cm	163 x 100 x 90 cm	260 x 102 x 121 cm	260 x 114 x 123 cm
Wheel Base	114 cm	117 cm	125 cm	125 cm
Assembled Weight	152 kg	176 kg	276 kg	291 kg
Mower				
Cutting Width	28" / 71 cm	33" / 84 cm	38" / 96 cm	42" / 107 cm
Mower Deck	Hi Vac® Frame Hung	Hi Vac® Frame Hung	Frame Hung	Frame Hung
Deck Support Wheels	-	-	2	4
Collector Capacity	-	-	350 litres	350 litres
Height-of-Cut Range	5 positions / 38- 102 mm	5 positions / 39- 102 mm	7 positions / 45 - 90 mm	7 positions / 45 - 90 mm
Blades	1 (Ninja® blade)	1 (Ninja® blade)	2	2
Seat	28 cm Low-Back	28 cm Low-Back	38 cm Mid-Back contoured	38 cm Mid-Back & armrest
Wash Port	-	-	Yes	Yes
Mulch Kit/Plug	-	-	Included	Included
Cruise Control	Gear Shift Notch	Gear Shift Notch	Yes	Yes

* Width measured without discharge chute.

SNAPPER® DURABILITY

RPX360	SPX110	SPX210	SPX310	Model Name
Rear Discharge	Side Discharge	Side Discharge	Side Discharge	Power
Briggs & Stratton Professional Series™ 8270 V-Twin OHV 2 Electric Start 11 litres	Briggs & Stratton Intek™ Series 7200 V-Twin OHV 2 Electric Start 15 litres	Briggs & Stratton Intek™ Series 7220 V-Twin OHV 2 Electric Start 15 litres	Briggs & Stratton Professional Series™ 8230 V-Twin OHV 2 Electric Start 15 litres	Engine Make Engine Model Cylinders Starting System Fuel Capacity
Tuff Torq® K46 0 - 7,7 km/h 0 - 4,5 km/h Rear Wheel Drive	Tuff Torq® K46 0 - 7,7 km/h 0 - 5,2 km/h Rear Wheel Drive	Tuff Torq® K46 0 - 6,9 km/h 0 - 4,4 km/h Rear Wheel Drive	Tuff Torq® K46 0 - 8,2 km/h 0 - 5,4 km/h Rear Wheel Drive	Transmission Drive Type Forward Speed Reverse Speed Configuration
Cast Iron 15" x 6" / 22" x 9,5" 36 cm Mechanical Electric Front and Rear	Cast Iron 15" x 6" / 20" x 8" 36 cm Mechanical Electric -	Cast Iron 15" x 6" / 22" x 10" 36 cm Mechanical Electric -	Cast Iron 15" x 6" / 22" x 9,5" 36 cm Mechanical Electric -	Chassis Front Axle Tyres Front/Rear Turning Radius Mower Deck Lift Blade Engagement Suspension
260 x 114 x 123 cm 125 cm 291 kg	185 x 134 x 111 cm 125 cm 211 kg	185 x 149 x 117 cm 125 cm 223 kg	185 x 150 x 117 cm 125 cm 250 kg	Dimensions Assembled (LxWxH) Wheel Base Assembled Weight
42" / 107 cm Frame Hung 4 350 litres 7 positions / 45 - 90 mm 2 38 cm Mid-Back & armrest Yes Included Yes	42" / 107 cm Frame Hung 4 - 7 positions / 38 - 102 mm 2 38 cm Mid-Back Yes Optional Yes	46" / 117 cm Frame Hung 4 - 7 positions / 38 - 102 mm 3 38 cm Mid-Back contoured Yes Optional Yes	48" / 122 cm Frame Hung - Fabricated 4 - 7 positions / 38 - 102 mm 3 38 cm Mid-Back contoured Yes Optional Yes	Mower Cutting Width Mower Deck Deck Support Wheels Collector Capacity Height-of-Cut Range Blades Seat Wash Port Mulch Kit/Plug Cruise Control

SPECIFICATIONS & ACCESSORIES

ZERO TURNS

Model Name	ZTX110 / ZTX150	ZTX200 / ZTX250	ZTX275	ZTX350
	Side Discharge	Side Discharge	Rear Discharge	Side Discharge
Power				
Engine Make	Briggs & Stratton	Briggs & Stratton	Briggs & Stratton	Briggs & Stratton
Engine Model	Intek™ Series 7200 V-Twin / 7220 V-Twin	Professional Series™ 8240 V-Twin / 8270 V-Twin	Professional Series™ 8270 V-Twin	Professional Series™ 8270 V-Twin
Engine Features	OHV	OHV	OHV	OHV
Cylinders	2	2	2	2
Starting System	Electric Start	Electric Start	Electric Start	Electric Start
Fuel Capacity	11 litres	11 litres	11 litres	11 litres
Transmission				
Drive Type	Hydro-Gear® EZT®	Hydro-Gear® EZT®	Hydro-Gear® EZT®	Hydro-Gear® ZT-2800®
Forward Speed	0 - 9,0 km/h	0 - 11,0 km/h	0 - 11,0 km/h	0 - 12,0 km/h
Reverse Speed	0 - 4,0 km/h	0 - 4,0 km/h	0 - 4,0 km/h	0 - 4,0 km/h
Chassis				
Frame	Welded Steel	Welded Steel	Welded Steel	Welded Steel
Tyres Front/Rear	11" x 4" / 18" x 8,5"	11" x 4" / 20" x 8"	11" x 4" / 20" x 8"	11" x 4" / 20" x 10"
Turning Radius	0 cm	0 cm	0 cm	0 cm
Mower Deck Lift	Foot operated	Foot operated	Foot operated	Foot operated
Blade Engagement	Electric	Electric	Electric	Electric
Dimensions				
Length	187 cm	187 cm	187 cm	187 cm
Width*	134 cm / 149 cm	150 cm / 148 cm	125 cm	167 cm
Height	101 cm	101 cm / 105 cm	105 cm	105 cm
Wheel Base	112 cm	112 cm	112 cm	112 cm
Weight	238 kg / 231 kg	237 kg / 277 kg	287 kg	310 kg
Mower				
Cutting Width	107 cm / 117 cm	107 cm / 122 cm	122 cm	132 cm
Mower Deck	Frame Hung	Frame Hung	Frame Hung	Frame Hung
Deck Construction	Stamped Steel	Fabricated Steel	Fabricated Steel	Fabricated Steel
Deck Support Wheels	2	2	2	2
Discharge	Side Discharge	Side Discharge	Rear Discharge	Side Discharge
Height-of-Cut Range	10 positions 42 - 96 mm / 13 positions 38 - 110 mm	13 positions 38 - 110 mm	13 positions 38 - 110 mm	13 positions 38 - 110 mm
Blades	2 / 3	2/3	3	3
Cargo bed**	Optional	Optional / Included	Included	Included
Wash Port	Yes	Yes	Yes	Yes
Mulch Kit/Plug	Optional	Optional	Included	Optional

* Width measured without discharge chute.

** 22,7 kg. capacity, do not overload; do not carry passengers. See operator's manual for details.

SNAPPER® DURABILITY

ZTX110 — 2691391

Description	Part#	Requires	Part#
Mulch Kit	1696374YP		
Cargo Bed	1696711		
Cargo Bed Rhino Grips (pair)	1687855YP		
Cargo Bed Rhino Grips with Ratchet (pair)	1687856YP		

ZTX150 — 2691351

Description	Part#	Requires	Part#
Mulch Kit with Eliminator® Blades*	1696910		
Twin Bag Collector	1696673	Deck Adaptor Kit	1696671
Cargo Bed	1696711		
Cargo Bed Rhino Grips (pair)	1687855YP		
Cargo Bed Rhino Grips with Ratchet (pair)	1687856YP		

ZTX200 — 2691352

Description	Part#	Requires	Part#
Mulch Kit with Eliminator® Blades*	1696915		
Twin Bag Collector	1696673	Deck Adaptor Kit	1696669
Cargo Bed	1696711		
Cargo Bed Rhino Grips (pair)	1687855YP		
Cargo Bed Rhino Grips with Ratchet (pair)	1687856YP		

ZTX250 — 2691353

Description	Part#	Requires	Part#
Mulch Kit with Eliminator® Blades*	1696909		
Twin Bag Collector	1696673	Deck Adaptor Kit	1696672
Cargo Bed Rhino Grips (pair)	1687855YP		
Cargo Bed Rhino Grips with Ratchet (pair)	1687856YP		

ZTX275 — 2691459

Description	Part#	Requires	Part#
Mulching Kit Full Baffle	1696907		
Cargo Bed Rhino Grips (pair)	1687855YP		
Cargo Bed Rhino Grips with Ratchet (pair)	1687856YP		

The ZTX275 does not have a collection bag (Rear Eject Deck). Notched mulching blades are included as standard.

ZTX350 — 2691410

Description	Part#	Requires	Part#
Mulch Kit with Eliminator® Blades*	1696908		
Twin Bag Collector	1696673	Turbo Fan	1696768
Cargo Bed Rhino Grips (pair)	1687855YP		
Cargo Bed Rhino Grips with Ratchet (pair)	1687856YP		

* Eliminator® is a registered trademark of Fisher Barton.

ACCESSORIES

REAR ENGINE RIDERS, REAR AND SIDE DISCHARGE TRACTORS

RER100 — 2691382

Description	Part#	Requires	Part#
Ninja® Blade – 28”	7104083BZYP		
Single Bag Collector	7600237	Air Lift Kit	Included

RER200 — 2691383

Description	Part#	Requires	Part#
Ninja® Blade – 33”	7024741AYP		
Single Bag Collector	7600237	Air Lift Kit	Included

RPX210 — 2691491

Description	Part#	Requires	Part#
Rear Deflector Chute	1688033		
Wheel Weights (needs 2)	1696352YP		
Dozer Blade, 42”	1696092	Adaptor Kit Tyre Chains	885638 1690163SM
Tyre Chains, 22” x 10” Tyres	1695092SM		

RPX310 — 2691492

Description	Part#	Requires	Part#
Rear Deflector Chute	1688033		
Wheel Weights (needs 2)	1696352YP		
Dozer Blade, 42”	1696092	Adaptor Kit Tyre Chains	885638 1695092SM
Tyre Chains, 22” x 9,5” Tyres	1695092SM		

RPX360 — 2691510

Description	Part#	Requires	Part#
Rear Deflector Chute	1688033		
Wheel Weights (needs 2)	1696352YP		
Dozer Blade, 42”	1696092	Adaptor Kit Tyre Chains	885638 1695092SM
Tyre Chains, 22” x 9,5” Tyres	1695092SM		

SNAPPER® DURABILITY

SPX110 — 2691487		Deck 1696439	
Description	Part#	Requires	Part#
Mulch Kit	1696374YP		
Twin Bag Collector	1696073		
Weight Carrier, Rear	1694922SM		
Weight, 33Lbs, 15kg	1691319SM		
Tyre Chains, 20" x 8" Tyres	1690163SM		
Dozer Blade, 42"	1696092	Weight Carrier Weights	1694922SM 1691319SM
Front Bumper	1687939		

SPX210 — 2691488		Deck 1696680	
Description	Part#	Requires	Part#
Mulch Kit with Eliminator® Blades*	1696910		
Triple Bag Collector	1695776	Turbo Fan	1695642
Turbo Fan	1695642		
Weight Carrier, Rear	1694922SM	Weight, 33Lbs, 15kg	1691319SM
Wheel Weights (needs 2)	1690555SM		
Tyre Chains, 22" x 10" Tyres	1695092SM		
Dozer Blade, 42"	1696092	Weight Carrier Weights Tyre Chains	1694922SM 1691319SM 1695092SM
Snow Thrower, Single Stage, 42"	1696423	Weight Carrier Weights Tyre Chains	1694922SM 1691319SM 1695092SM

SPX310 — 2691489		Deck 1696948	
Description	Part#	Requires	Part#
Mulch Kit with Eliminator® Blades*	1696909		
Triple Bag Collector	1696462	Turbo Fan	1696750
Turbo Fan	1696750		
Weight Carrier, Rear	1694922SM	Weight, 33Lbs, 15kg	1691319SM
Dozer Blade, 42"	1696092	Weight Carrier Weights Tyre Chains	1694922SM 1691319SM 1695092SM
Snow Thrower, Single Stage, 42"	1696423	Weight Carrier Weights Tyre Chains	1694922SM 1691319SM 1695092SM

* Eliminator® is a registered trademark of Fisher Barton.

ACCESSORIES



Mulching Kit
Converts easily to a mulching deck.



Tyre Chains
For use on slippery surfaces.



Single Bag Collector
Accessible collection drawer
with 175 litre capacity.



Twin Bag Collector
Bag your clippings on a
Side Discharge mower.



Triple Bag Collector
Bag your clippings on a
Side Discharge mower.



Dozer Blade
Great for clearing paths.



Front Bumper
Adds extra durability to the
front-end of the tractor.



Cargo Bed*
Provides on-the-go versatility and
convenience for working in the garden.



Rhino Grip Set
Easily mount additional garden
tools on your zero turn.

ADDED VERSATILITY




Snapper's cargo bed* provides on-the-go versatility and convenience. The cargo bed dumps to the rear for easy clean-out and provides on-the-go versatility for dirt-hauling, tool-toting and flower-delivering.



Your independent Snapper® dealer has a full line of outdoor power equipment to suit every need. Snapper, a brand of Briggs & Stratton Corporation, manufactures a wide variety of outdoor power equipment, lawn and garden tractors and snow removal equipment for consumer use. Factory approved parts, accessories and maintenance items are available at authorised dealers.

YOUR SNAPPER® DEALER:



BRIGGS & STRATTON NETHERLANDS BV
PO BOX 12 • 6040 AA ROERMOND
THE NETHERLANDS
TEL: +31 (0) 475 408 383
FAX: +31 (0) 475 408 384

 **SnapperEurope**
www.snapper.eu